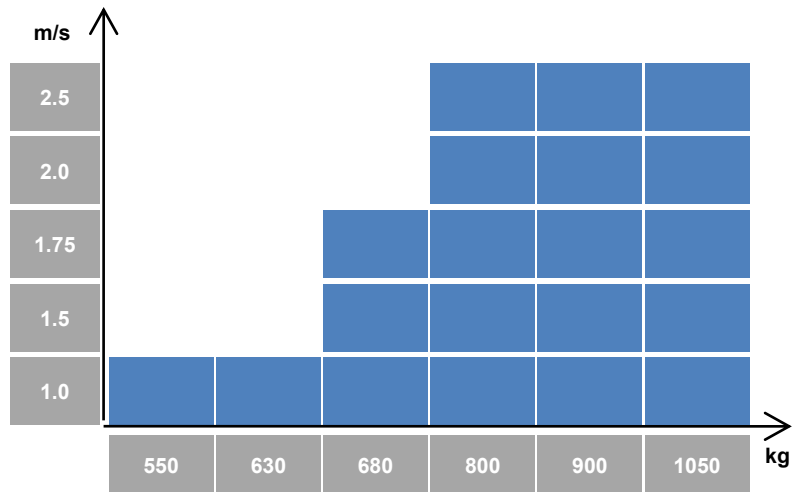
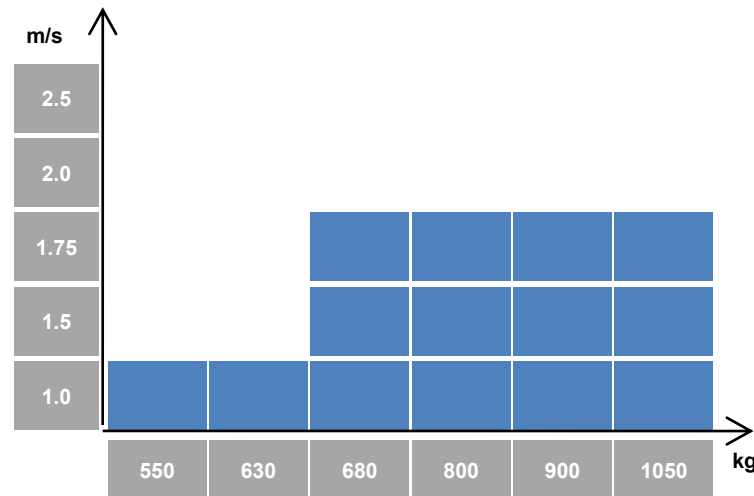


## Residential Passenger Elevator



### Xmodel 3 ( MR )



### Xmodel 3 ( MRL )



## Modular Design, fully-automatic manufacture



Adopting modular design, the production and manufacturing has achieved comprehensive digitalization, fully-automatic manufacture in the new black lamp factory now become reality.



## 3.0 Pro Traction Machine

1. Adopt mature H series structure, stable and reliable;
2. Excellent structure of wind pathway, excellent heat dissipation;
3. Segmented core, concentrated winding, automatic winding technology;
4. Iron core groove type optimization, effectively reduce electromagnetic noise;
5. Quick adjusting brake, simply maintenance.



## 3.5 DF Strip Type Traction Machine

1. N40SH magnetic steel, maximum operating temperature 150°C;
2. The maximum operating temperature of the coil is 180°C;
3. Brake double coil design structure;
4. Terminal block plug connection, fast and reliable;
5. Ultra-silence brake, maintenance free.





## 11 New and Optimized Functions

### More intelligent extension interfaces

CAN and RS485 interfaces are reserved for interconnecting with visual intercom system, AGV, and food delivery robot.

### Balance coefficient self-detection function

Idle detection every day, to ensure that there is no hidden danger due to the change of balance coefficient .


### Configured CAN Door frequency converter

Real-time state and fault of the door machine to the control system;Door machine frequency converter multi-group opening and closing speed to meet the use of different floors of different people .

### Improved Elevator start-up efficiency


Shorten each control time, reduce unnecessary waiting, and elevator start waiting time. **Increase efficiency by 45%.**

## New door operator



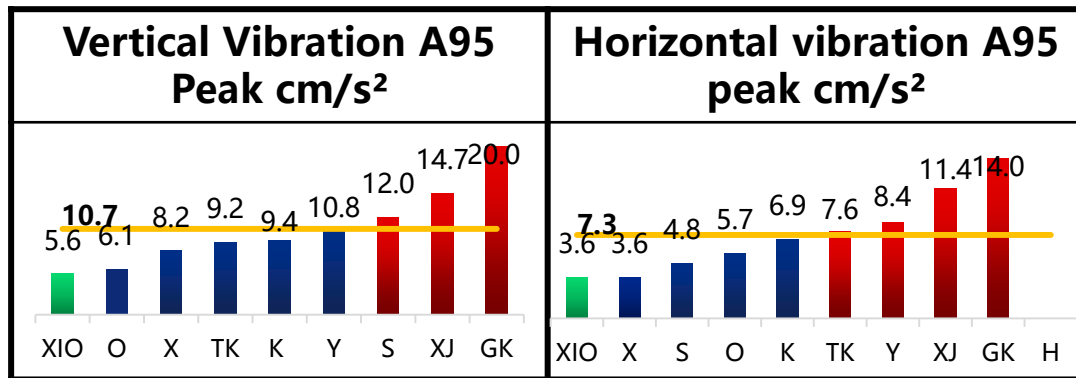
1. Door lock hanger is designed as bearing type, to avoid the risk of unlocking failure ;
2. The decibel of door knife unlocking sound level is 46dB ;
3. Electrical contactor switch has been subjected to 3 million action tests ;
4. Multi-section adjustable door opening curve.

## New door header

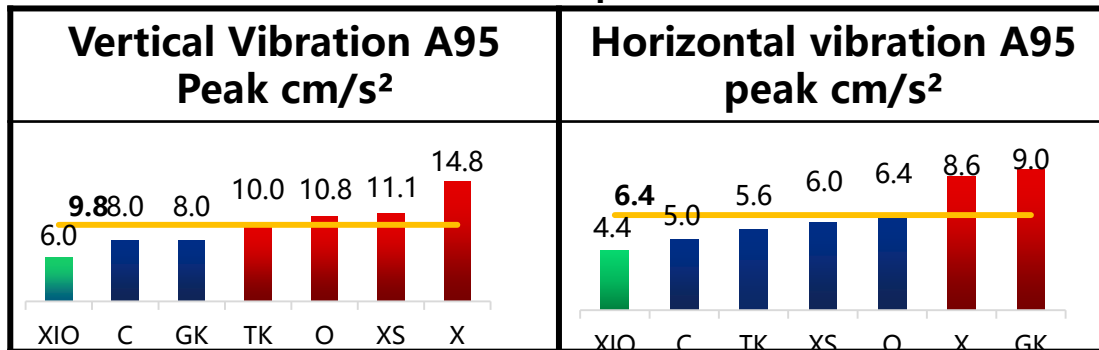


1. Contacting door lock switch has been subjected to 3 million action test, is more stable and lasting than pin insertion type.
2. Door lock bearing structure, low sound level during operation.
3. Use large diameter steel rope sheave, it's reliable and long life-time.
4. Concise design structure, for fast installation.

### Xmodel 3 Comparison of Elevator Car Vibration Acceleration Competitive Products



### Xmodel 3(MRL)Comparison of Elevator Car Vibration Acceleration Competitive Products



**A brand promise:**  
**Residential passenger**  
**elevators must ensure the**  
**operation quality**