

商用型自动扶梯
XO-TOF

COMMERCIAL
ESCALATOR

XIOLIFT
西奥电梯

XIOLIFT 西奥电梯
HANGZHOU XIOLIFT CO.,LTD.

☎ SERVICE LINE /400-826-9998
服务热线 /400-826-9998

地址：中国·杭州余杭经济开发区宏达路168号
电话：0571-86099898 传真：0571-86992133
网址：www.xiolift.com

Add: No.168 Hongda Road, Yuhang Eco-Development Area,
Hangzhou, P.R. China
Tel: 0571-86099898 Fax: 0571-86992133
Web: www.xiolift.com




杭州西奥电梯有限公司版权 (C) 所有

- 本宣传册中的产品技术参数、规格及图形反映了截稿时止(见封底版本号)电梯型号的技术特点及配置情况,我们保留随时改变产品技术参数、选型和颜色的权利。
- 本宣传册只提供一般信息,并不作为合同文件,具体配置参数以正式合同约定为准。

HANGZHOU XIOLIFT CO.,LTD. All right reserved

- The technical parameters, specifications and graphics of this product in this brochure reflect the technical characteristics and configuration of the elevator model when the deadline is closed (see the back cover version number). We reserve the right to change the product's technical parameters, selection and color at any time.
- This brochure only provides general information, not as a contract document, the specific configuration parameters to the formal contract shall prevail.

版本号: 2021.04A版
印刷号:



LEADING

引领

provide you with the best solution

运筹帷幄 为您提供最佳解决之道



XO-TOF商用型扶梯
XO-TOF commerical escalator

专心致力于创造和谐生活空间,秉承“绿色、品质、安全”的品牌理念,让您安心前行。

XIOLIFT dedicates to creating a harmonious living space , adhering to " Green,Quality, Safe" brand concept, lets you travel forward safely.



扫一扫, 查看电子样本

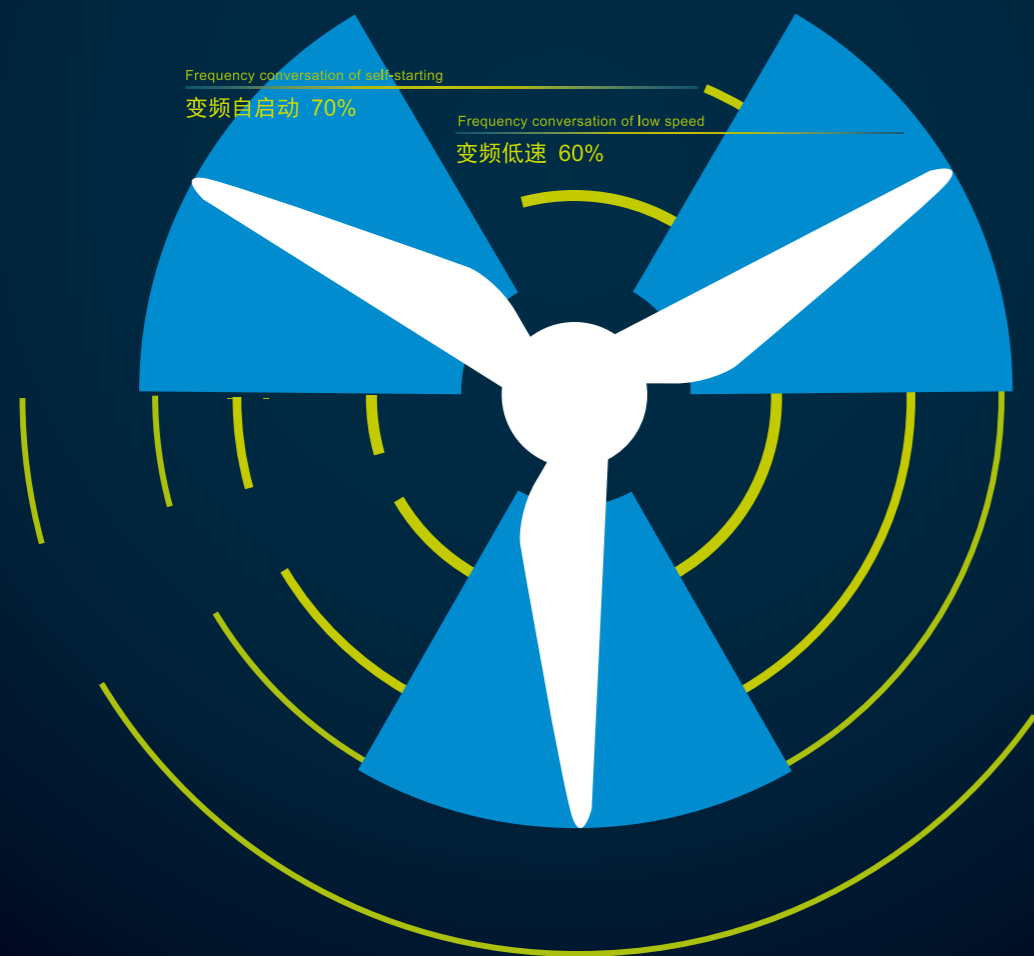
杭州西奥电梯有限公司拥有XO-TOF自动扶梯系列产品, 产品适用范围覆盖商场、机场、火车站等各类场所, 集节能、安全、人性化等多个核心价值观于一身, 引领您安全舒适的乘梯之旅。

XIOLIFT possesses XO-TOF escalators serie, which are applied at mall、airport、 railway station and so on, mixed with series values of energy saving、 security、 humanized, leading you a safe and comfortable travelling.

ENERGY SAVING

节能

Science & technology for energy saving to be green life
绿色科技 享受节能低碳生活



节能运行方案通过变频控制技术，实现扶梯在无载重状态下以多种模式运行达到节能效果，空载节能效果最高可达80%以上，为建筑节能创造新的高度。

Energy saving operation projects use frequency conversion control technology to make escalator operation for many modes to save energy at the no load situation, the energy saving efficiency of no load up to 80%, create new height for architecture energy saving .

• 变频低速(可选)

Frequency conversation of low speed (public escalator standard)

扶梯以变频方式平稳运行，设定时间内扶梯无负载则降低扶梯运行速度，空载节能效果大于60%。

Escalator operates steadily with frequency conversation, if there is no passenger in designed period , it would slow the speed, and the energy saving efficiency above 60%.

60%



• 变频自启动(可选)

Frequency conversation of auto-start (optional)

扶梯设定时间内无负载则低速运行规定时间后停止运行，入口光眼检测到人员进入时再自动启动扶梯，空载节能效果大于70%。

If there is no passenger at the escalator , then it would slow down the speed for certain time and then stop, when entrance light eyes detect passengers coming then the escalator restarts, the energy saving efficiency above 70%.

70%



SECURITY

安全

Comprehensive and reliable security system to protect passengers
稳若磐石，为您提供全方位保障



杭州西奥的自动扶梯产品服务于全国多种环境、各种工况的不同场所，其一流的安全功能和稳定的运行系统经过了市场严苛的考验，被市场所认可，我们更是积极研究行业标准，追寻新的突破与升级，为乘客的人生安全提供更有利的保障。

XIOLIFT's escalators are serviced at all kinds of environments and working situations, its fabulous safe function and steady operation system go through the strict market test and recognized widely by market. We research industry standard and pursue new breakthrough and promotion ,provide more beneficial assurance.

坚固的全封闭方管桁架

Solid whole sealed Rectangle tube truss




行业内高强度的桁架方案。
The solidest truss in industry.

提高乘坐舒适感与平稳性。
improve the feeling of comfortable and steady.

全封闭结构，使桁架内部防腐防锈。
Whole sealed structure makes truss inside antiseptic and antirust.

高强度梯级

High strength step



采用错齿设计，防止相邻梯级出现间隙，杜绝安全隐患的存在。
Using cross-alveolar design to prevent a gap between adjacent rungs, to eliminate security risks exist.


梯级边界设置黄色分界线，为乘客提供清晰提醒。
Yellow demarcation lines are marked at the side of steps to remind passengers awareness.

主驱动链涨紧保护装置

The main drive chain tensioner protection device

下平层涨紧架装配安全开关，如主驱动链断裂或异常伸长时安全开关会动作使自动人行道停止运行。

When the main drive chain breaking or unusually Deforming, down level tensioning rack safety switch will start the automatic sidewalk stops running.



梯级丢失保护装置

step missing protection device

在扶梯梯级回转处装设传感器，当有梯级丢失时扶梯将停止运行。

Stair board rotation place is set of sensor, when stair board loss,escalator stops.



风扇罩打开安全保护装置

Fan cover opening safe protection device

当风扇罩被打开而未被关好时，则扶梯停止运行。

When the fan cover is opened, the escalator stops.



梯级链断裂保护装置

Step chain broken protection device

当梯级链发生断裂或者梯级链松弛时，自动人行道将停止运行。

When the step chain is breaking or becoming loose, Moving walkway will stop running.



主驱动测速保护

Main drive speed testing protection

主板根据检测部件给的检测信号来判断扶梯运行速度是否正常或是否发生逆转，若不正常则扶梯停止运行。

Main plate judges the moving speed whether stay normal or reversing according to testing signal from testing part, escalator stops when the speed is abnormal.



抱闸打开检测装置

Brake opening testing device

当扶梯正在运行时，抱闸未被打开则扶梯停止运行并发出警报；当扶梯未运行，抱闸被打开则发出警报。

Escalator will stop and give alarm if brake isn't opened when escalator is operating; if brake is open when escalator stops, alarm rings.




围裙板毛刷保护

Skirt panel brush protection

位于围裙板两侧，防止乘客衣物被夹入围裙板和梯级侧边间隙中，以保护乘客安全。

It is at both sides of skirt panel to protect passengers' cloth pressed between skirt panel and step side to keep passengers safe.



扶手带

Handrail

专业设计、时尚耐用的自熄型扶手带可以根据不同的环境灵活配置，并设有去静电装置。

Major designed, fashion and durable self extinguishing hand belt is set flexibly according to different surrounding and has static eliminating device.




扶手带入口保护装置

Handrail entrance protection device

当外物被夹在扶手带入口处，扶梯将停止运行。

When substance is pressed at the handrail entrance, the escalator stops.




断相错相保护装置

Phase failure and error protection device

如发生断相或错相情况时，扶梯将停止运行。

When phase failure and errors happen, escalator stops.



梳齿安全保护装置

Comb safety protection device

当外物被夹在梳齿与踏板之间时，扶梯将停止运行。

When substance is pressed between comb and step board, escalator stops.

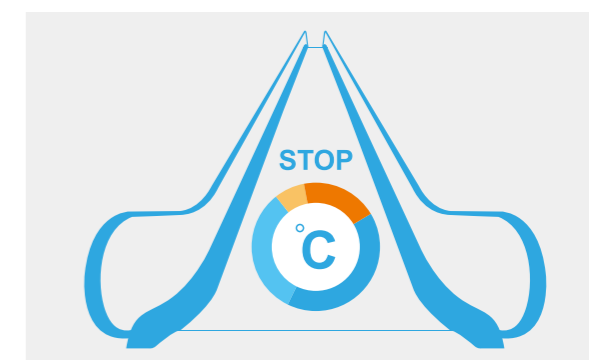


电机过载过热保护

Motor driven overload and overheat protection

当主机超过设定温度时，扶梯会因主机过热而停止运行。

When main motor is over setting heat, escalator stops.



HUMANIZED

人性化 | Stylish, beautiful, clear design for your heart
时尚、美观、简洁设计让您心从所欲

REMINDE
CLEARLY
PROMOTE
PRETTY

我们为您提供多款人性化方案，不仅为乘客提供清晰的提醒，防止事故的发生，同时也为扶梯的美观度大大加分。

We provide several types of humanized projects, not only remind passengers clearly, also prevent accidents, and promote the pretty of escalators.

时尚个性扶手带

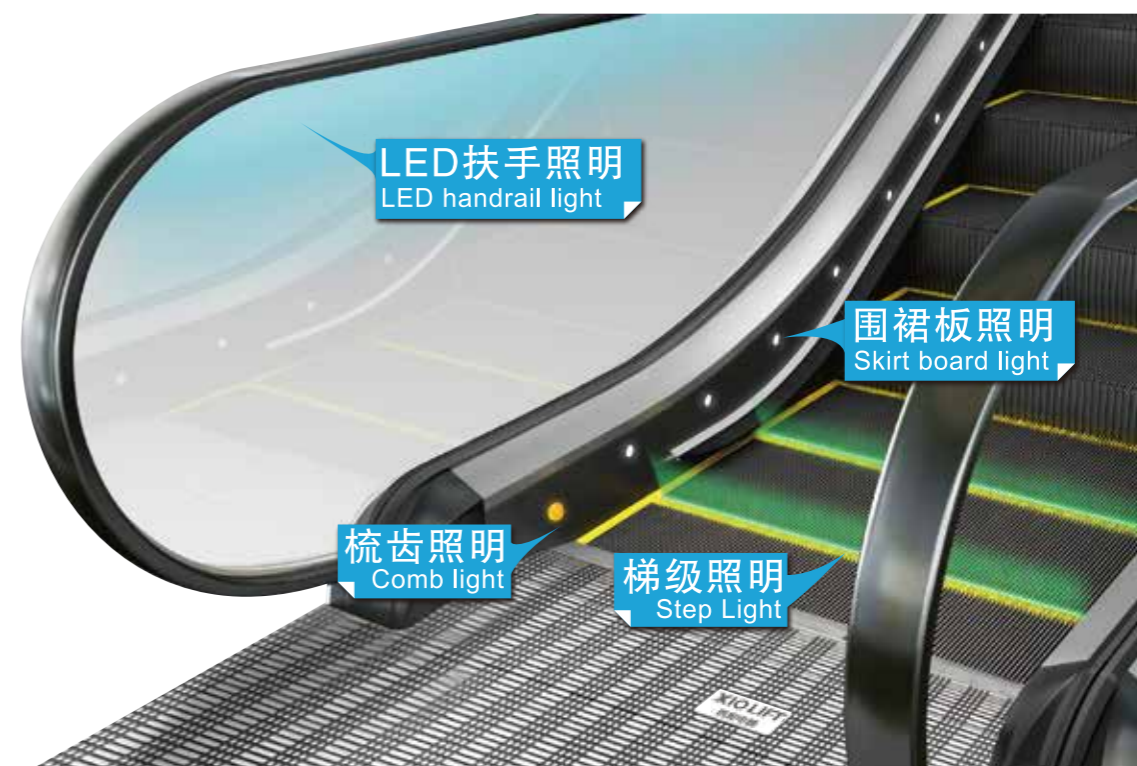
Fashion individual handrail



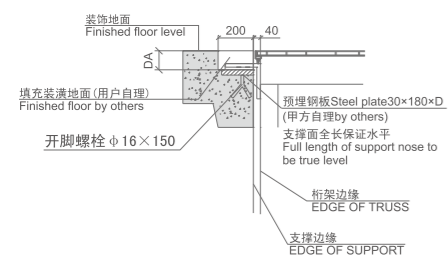
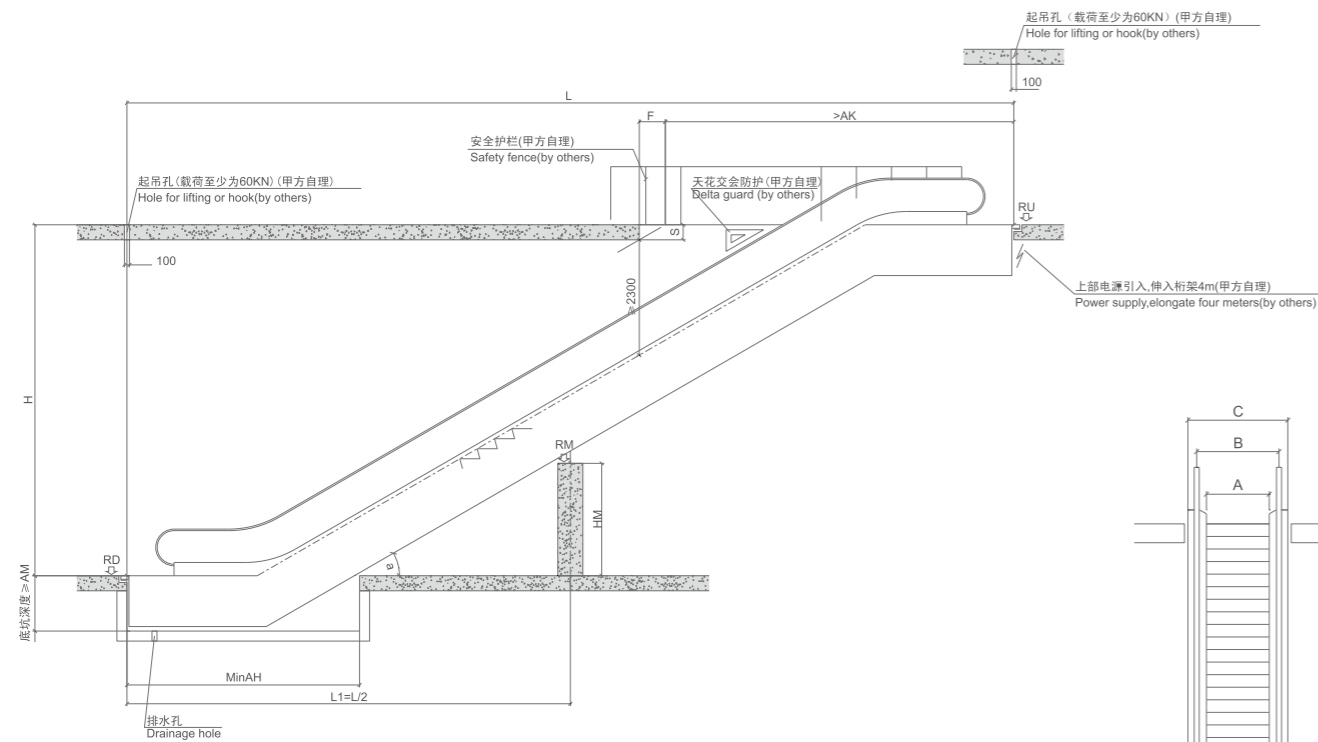
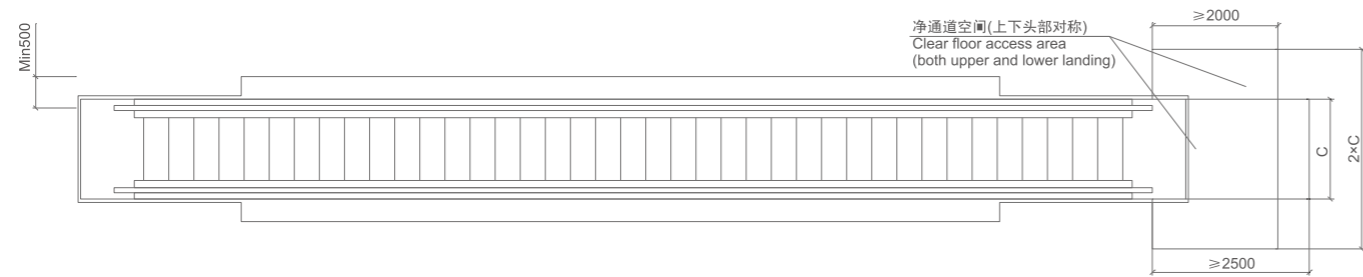
- 扶手带抗破断力强，坚固耐用。
Handrail with strong anti-broken, solid and durable.
- 采用阻燃材料制成，火灾时防止火势扩大。
Inflaming retarding material prevent fire spreading.
- 带有去静电装置，防止静电。
Static removing setting avoids static.

人性化照明设计

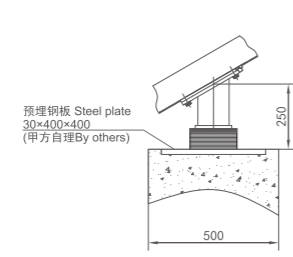
Humanized Light Design



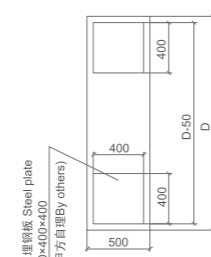
扶梯土建图 Escalator layout



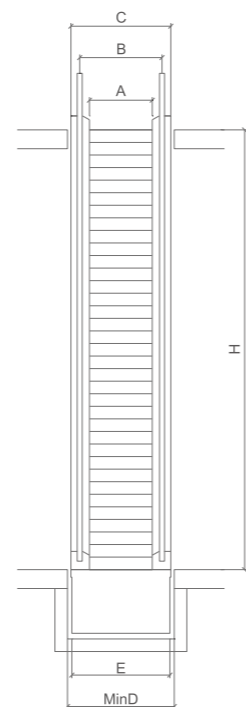
上下支撑详图(对称)
U/D Support Detail



中间支撑详图
MID Support Detail



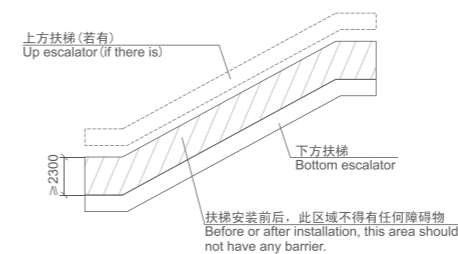
中间支撑详图(俯视图)
MID Support Detail



业主和土建承包商应完成的工作 The work that needs to be done by owner and builder

- 本图适用提升高度3米≤H≤11.5米,允许偏差±15mm;水平跨度L允许偏差0~+15mm。
- 当水平跨度L>15.3米时需加1中间支撑,位置基本居中。
- 扶梯安装之前,所有洞必须设有高度不小于1.2米的安全防护围封,并应保证有足够的强度
- 扶梯安装之后,甲方应考虑在扶梯周边建筑物上设置护栏等安全防护。
- 底坑内应防水,积水坑应设在墙角处。
- 底坑排水孔需与排水系统连接,甲方自理。
- 根据技术参数表中的要求配备电源,电源应设保护的开关且上锁并把线拉到上机房。电源波动范围不应超过±7%。电源零线和接地线应分开,且接地电阻值不大于4Ω。
- 采用10平方毫米多股软线作为电源进入电缆,甲方自理。
- 当扶手中心线于任何障碍物之间的距离小于500mm时,甲方需要再扶梯外盖板上方设立一个无锐利边缘的防撞挡板,高度不应小于300mm
- 甲方如有特殊要求,需经厂家技术认可,方可签约。

- This drawing is fit for the products with rise 3m≤H≤11.5m,the permitted tolerance for rise is -15mm~+15mm;The permitted tolerance for level length is 0~+15mm.
- When the level length L > 15.3m, the intermediate support base is needed.
- Before installation, all holes have to be enclosed with the safety guard which height is not less than 1.2m and guarantee the strength is enough.
- After finish installation, the owner should consider to set safety guard rail around the escalator.
- The pit should be water-proof, and the location of plash should be set at the corner.
- The pit drain hole should be connected with the drainage system, the work should be done by others.
- According to the requirement of the technical data, the power supply with safety switch is set at the machine room.The fluctuation of voltage should not more than ±7%. The zero line and ground line should be separated and the ground resistance is not more than 4 Ω.
- Use 10mm² soft line as the power input cable, done by others.
- When the space between handrail center line and other barrier is less than 500mm, a guard plate without sharp edge should be set above outer deck plate, and the height should not less than 300mm.
- If there is any special requirement, the contract should be made after approved by the company technical department



注意:当两台扶梯上下布置时,下方扶梯工作区域上方需要保证不小于2300mm净空要求,如左图中阴影部分所示。如有疑问,请联系合同管理部技术支持科。

Note: If the escalator is up and bottom arrangement, it is required to have 2300mm clear space above the bottom escalator. Refer to the dash area in the left. Any questions, pls contact management layout technology department.

倾斜角度a Angle	速度(m/s) Speed	提升高度H (mm) Rise	水平梯数: Flat steps	梯级宽度A (mm) Step Width	水平跨度L(mm) Span	其他尺寸(mm)										支反力(KN)			底坑深度AM(mm)	DA(mm)
						AH	AK	B	C	D	E	F	RU	RD	RM (中间支撑)					
35°	0.5	3000≤H≤6000	2	600	1,428H+5260	6305	837	1130	1240	1100			3,76L+18	3,76L+12	/	室内、室外A包标配 For Indoor, Outdoor model A	1103	标配不含减震垫 Without Shock absorbing rubber	108	
				800	1,428H+4760	4060	5805	1037	1330	1440	1300	1,428S	4,41L+15	4,41L+9	/					
				1000	1,428H+4760	5805	1237	1530	1640	1500		5,11L+13	5,11L+5	/						
				600	1,732H+5132	7050	837	1130	1240	1100		3,66L+27	3,66L+22	/						
30°	0.5	3000≤H≤6000	2	800	1,732H+4632	4240	6550	1037	1330	1440	1300	1,732S	1,73L+11.8	1,73L+6	5,56L+4.6	室外B包、 室外C包时 加配油水分离器 For Outdoor model B/C with Oil separator	1353	加配减震垫 With Shock absorbing rubber	136	
				1000	1,732H+4632	6550	1237	1530	1640	1500		4,31L+18	4,31L+10	/						
				600	1,732H+6065	7450	837	1130	1240	1100		4,96L+17	4,96L+10	/						
				800	1,732H+5565	4640	6950	1037	1330	1440	1300	1,732S	2,02L+13.2	2,02L+6.8	6,33L+4.8					
30°	0.5	6000<H≤10000	3	800	1,732H+5565	4640	6950	1037	1330	1440	1300	1,732S	4,96L+17	4,96L+10	/	室外B包、 室外C包时 加配油水分离器 For Outdoor model B/C with Oil separator	1353	加配减震垫 With Shock absorbing rubber	136	
				1000	1,732H+5565	6950	1237	1530	1640	1500		2,3L+13.6	2,3L+7.1	7,16L+4.9						
				600	1,732H+6065	7450	837	1130	1240	1100		4,96L+17	4,96L+10	/						
				800	1,732H+5865	4640	7250	1237	1590	1700	1560	1,732S	2,3L+13.6	2,3L+7.1	7,16L+4.9					

- 备注:此图不按比例,除非另有规定。
若选配C包,则水平跨度L、AK两个参数需额外增加300mm

NOTE:DO NOT SCALE THIS DRAWING,UNLESS OTHERWISE STATED.
IF CHOOSING MODEL C, YOU NEED ADDITIONAL INCREASE 300mm for L & AK